







AC Current Sensor

Classification	Clamp-on Type			
Model	CTL-6-S32-8F-CL	CTL-10-CLS	CTL-16-CLS	CTU-22-CLF
Shape				
Features/Application	Subminiature size Current monitor	Small Bore size Current monitor	Small Bore size Current monitor	Wide Range Lakage current monitor
Dimensions(mm)	18W x 25H x 18t	26W x 38H x 23t	29W x 45H x 31t	52W x 39H x 21t
Hole Dia. (mm)	6	10	16	22
Part No.	-	-	-	-
Winding (Turn)	800	3000	3000	2000
Max.Current (continuous)	50A	120A	300A	160A
Protection level	-	7.5Vo-p	7.5Vo-p	7.5Vo-p
Current Range (Recomended)	10mA ~ 15A	10mA ~ 80A	10mA ~ 120A	10mA ~ 120A
Remarks	Nylon hinge One time clamp	Nylon hinge One time clamp Open Circuit Protection	Nylon hinge One time clamp Open Circuit Protection	Nylon hinge One time clamp Open Circuit Protection



AC Current Sensor

Classification	Clamp-on Type			
Model	CTL-24-CLSF	CTL-24-CLS	CTU-24-CLF	CTL-36-CLS
Shape				
Features/Application	Mid Bore size High Current monitor	Mid Bore size Power measurement	Wide Renge Power measurement	Large Bore size Power measurement
Dimensions(mm)	34W x 64H x 45t	34W x 64H x 45t	68W x 50H x 30t	38W x 80H x 57t
Hole Dia. (mm)	24	24	24	36
Part No.	-	-	-	-
Winding (Turn)	3000	2000:1	3000:1	2000:1
Max.Current (continuous)	360A	360A	430A	600A
Protection level	7.5Vo-p	3Vo-p	7.5Vo-p	3Vo-p
Current Range (Recomended)	10mA ~ 200A	0.1A ~ 300A	1mA ~ 360A	0.1A ~ 500A
Remarks	Nylon hinge One time clamp Open Circuit Protection	Nylon hinge One time clamp Open Circuit Protection	Nylon hinge One time clamp Open Circuit Protection	Nylon hinge One time clamp Open Circuit Protection



AC Current Sensor

Classification	Clamp-on Type	LED Indicator
Model	CTL-CL Series	C.T.Light CTL-6-W CTL-24
Shape		
Features/Application	Mid / Lange Bore size Power measurement	Self Illuminating Simple Indicator
Dimensions(mm)	70, 90, 115, 155 x 25t	21W x 25H x 10t 56 x 13.5t
Hole Dia. (mm)	24, 36, 60, 100	5.8/ 24
Accuracy	Amplitude < 1%, Phase < 1 °	(current Range) CTL-6-W (1A ~ 20A) CTL-24 (1.2A ~ 320A) Brightness Up by Multiplying winding Cable on Sensor
Current Ratio	100:1 ~ 5000:1	
Max.Current (continuous)	120% of Rated Current	
Protection level	1.4 ~ 6.5Vo-p selectable	
Rated Current	24: 500A 36: 1000A 60: 2000A 100: 3000A	
Remarks	Durable structure Standardized Frame size Free Specifications Open Circuit Protection	Option Holder